

INSTALLATION MANUAL

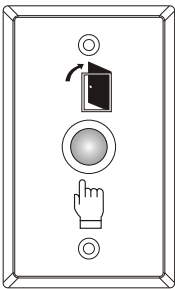
Press To Exit Plate PTE-100 / PTE-100SQ



Specifications

- Simple and clear pictorial illustration for operation
- Stainless steel push button panel sealing protection IP-54
- Contact rating: 2A@48VDC max. (resistive load)
- Mechanical life: 1,000,000 cycles Min.
- No language barrier
- Operation temperature range -20°C ~ 55°C
- Single pole N.O. momentary action
- Durable stainless steel plate
- PTE-100: 115×70×12 (mm)
- PTE-100SQ: 86×86×12 (mm)
- Weight: 150g

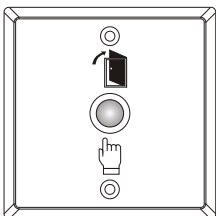
Included



PTE-100



SCREWS

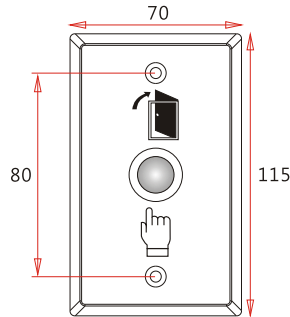


PTE-100SQ

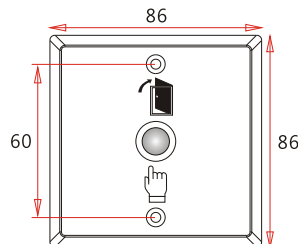


SCREWS

Dimensions



PTE-100



PTE-100SQ