

**LED SIGN - OPEN/CLOSED  
/Electronic Clock**

**Model No.:LS-2000**



**Applications:**

**LS-2000** is a high visibility annunciator to give customers a clear indication if a store, department---etc. is open or closed. The ultra high intensity LED array will be seen at considerable distance and after installation the settings may be easily changed without disturbing the unit by means of a remote controller.

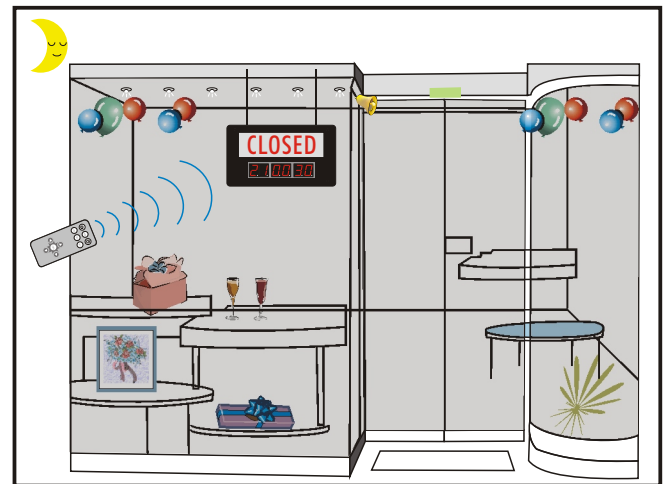
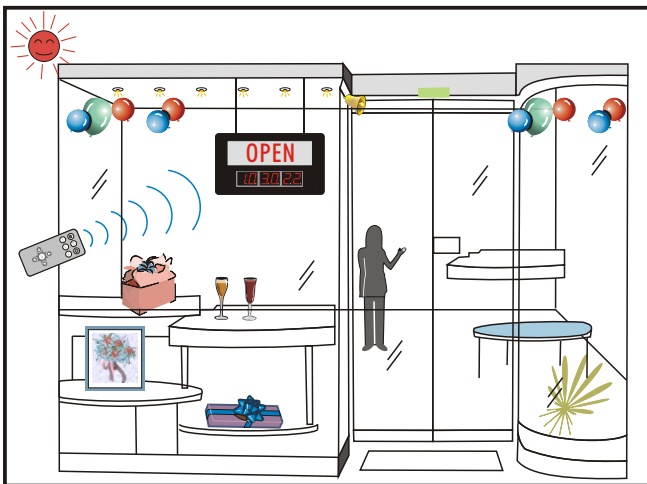
The precise time is also displayed on a 24 hour clock.

**Specifications:**




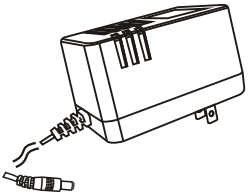
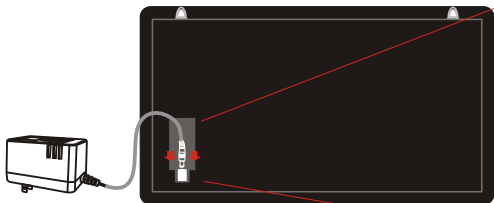
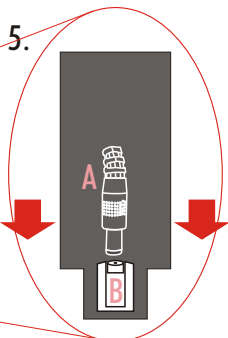
- Black finish metal housing
- Number of Leds: 338 (Red)
- Input Volt.: AC100V or 120V or 230V (50 or 60Hz)  
AC/DC 9V/1A adaptor (included.)

**Features:**

- LED SIGNS with selection of "OPEN", "CLOSED".
  - Ultra high intensity LED display.
  - LED display - built in electronic clock.
  - Electronic clock power off memory function.
  - Easy and quick setting up by remote controller.
  - User- friendly design.
- Current Consumption: 800mA (max.)
  - Quick, easy installation.
  - Dimensions: 364 (W)x 244 (H)x 26.6 (T) mm
  - Weight: 1.9 kgs (Led sign, remote controller, adaptor)








**Front/Back view & Accessories:**

1.  -or- 
2. 
3. 
4. 
5. 





1. Front View (OPEN or CLOSED)  
 2. Remote controller  
 3. Power supply: AC/DC adaptor  
 4. Back view  
 (Built in socket for power supply)  
 5. A: DC plug/B: DC socket

\*\*\* Hanging chain not included.\*\*\*




## System Setting up:

-  Power On/Off: Make sure to switch on before set up.
-  Hide the "OPEN" or "CLOSED" message.
-  Enter the "TIME" setting up mode: Before setting up, press  one time, then enter the setting up mode, when setting up finished, press  again, all the setting up will be saved.

### A. Time setting up:

-  Select Hour/Min./Sec. (L shift)
-  Select Hour/Min./Sec. (R shift)
-  Plus the Hour or Min. or Sec.
-  Minus the Hour or Min. or Sec.

### B. OPEN, CLOSED message setting up:

-  "CLOSED" message displayed
-  "OPEN" message displayed
-  Optional button, none function.

## Installation:

