

## Item No.: DES-700 / DC-500

### Applications

- Garage Door
- Overhead Door
- Entrance
- Super Market, Restaurant, Warehouse

### Features

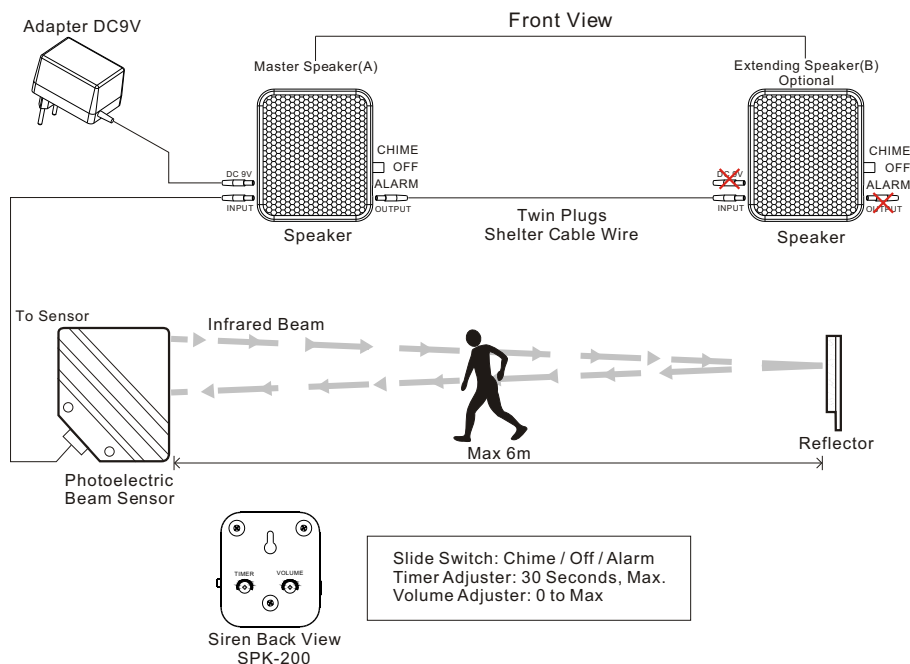
- Retro-Reflection Type
- Sensing Range: 0.5~6 meters (18 feet)
- Volume Of Speaker: adjustable
- Sounding Time: 3-30 seconds adjustable

**DES-700 Including:** Sensor / Reflector / Speaker / 9VDC adapter / Mounting bracket / screw / Manual and Mini screwdriver for speaker

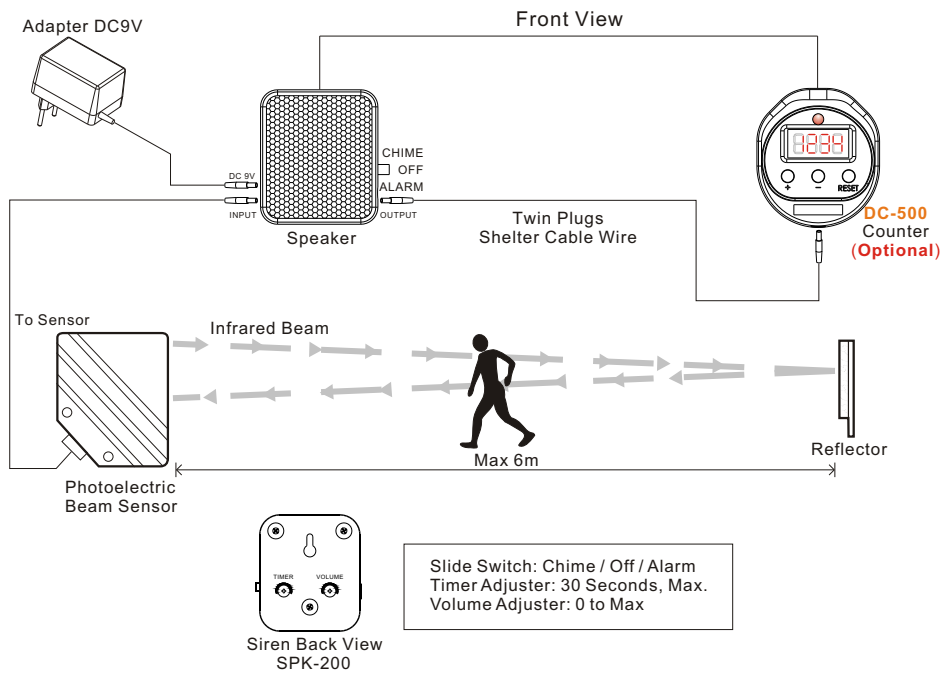
### Specification

<b>Sensing Type</b>	Retro-Reflection Type Door Entry Alarm System
<b>Sensing Range</b>	0.5 ~ 6 meters ( 18 feet)
<b>Input Voltage</b>	DC 9-15V
<b>Consumption Current</b>	75mA
<b>Standby Current</b>	25 mA max.
<b>Light Source</b>	IR LED
<b>Ambient Temperature</b>	-20°C~50°C (-4°F~122°F)
<b>Response time of Speaker</b>	Chime: 1 sec. Alarm: 30 sec.
<b>Volume of Speaker</b>	0-max. (Adjustable)
<b>Alarm Time</b>	30 sec max. (Adjustable)
<b>External Chime Output</b>	NPN Output
<b>Speaker Output</b>	Chime / Off / Alarm (Selected by Slide Switch)
<b>Mounting Bracket and Screw</b>	Included

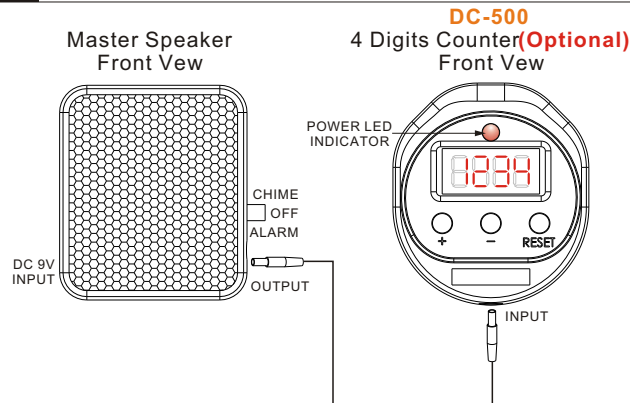
### Connection Diagram 1



## Connection Diagram 2



## Connection Diagram 3



## Standard Installation

